

## T&J ELECTRIC (SINGAPORE) PTE LTD

Company Registration No: 200205797Z  
10 Ubi Crescent, #02-24, Ubi Techpark, Singapore 408564  
Telephone: +65 6547-4333 Fax: +65 6547-4666

Date: 30/6/2014

**Subject: Product Info: W2747 (400W Trailing-edge Phase-Control Dimmer)**

---

### Overview:

- This trailing-edge dimmer is compact and modular with latest technology.
- It requires low minimum load (down to 3W) which can make it useful for dimmable LED lamps.
- This dimmer provides a better characteristic on harmonic noise and electromagnetic interference.
- Deco 2-gang module size. It can install with various T&J product range with various matching color.



### Features

- Soft start operation to increase lamp life.
- Suitable for incandescent (Tungsten Filament) Lamps.
- Suitable for down-lights (12V Halogen) using electronic ballast.
- Suitable for dimmable LED and compact fluorescent lamps
- Built in push on/off switch and memory of last brightness
- Fitted with suppressors to minimize radio frequency interference.
- Overload protection. (In case of overload condition, the lamp flickers to warn the user about overload condition). The lamp will reset automatically once the overload condition is corrected.
- Short Circuit Protection.
- Fitted with non-resettable thermal-fuse device designed to blow when internal temperature reaches 120°C in case of catastrophic circuit failure.
- Comply with international EMC Standards.

### Technical Data

- Rated Voltage: 220V-240V AC
- Maximum load: 400W (de-rated for multi-gang & LED application)
- Minimum load: 3W
- Depth: 44mm

**T&J ELECTRIC (SINGAPORE) PTE LTD**

Company Registration No: 200205797Z  
10 Ubi Crescent, #02-24, Ubi Techpark, Singapore 408564  
Telephone: +65 6547-4333 Fax: +65 6547-4666

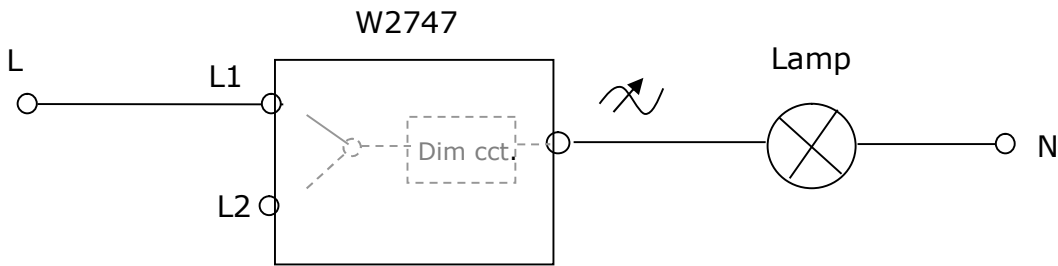
Date: 30/6/2014

**Subject: Product Info: W2747 (400W Trailing-edge Phase-Control Dimmer)**

**Wiring Diagram**

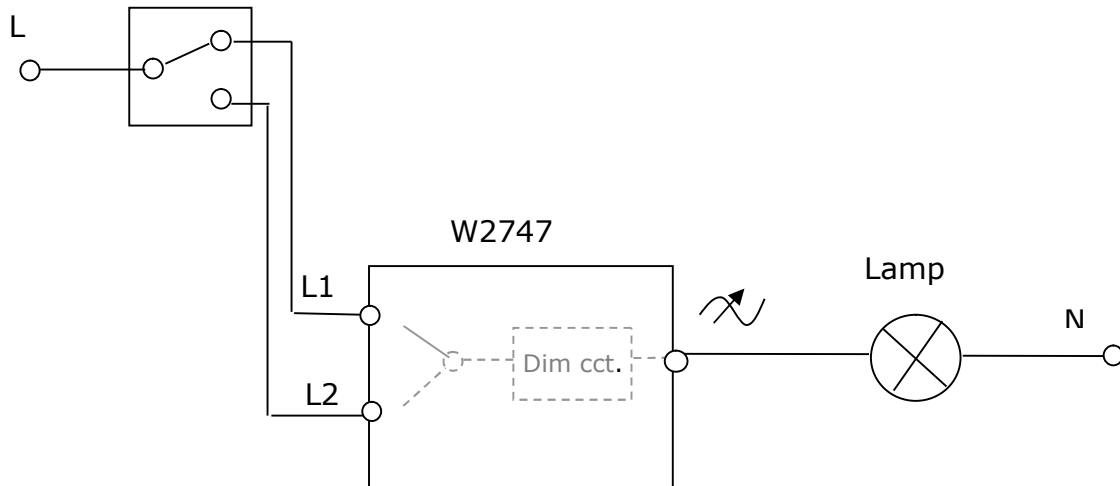
**Option A: Stand-alone**

"L" can be connected to either "L1" or "L2"



**Option B: 2-way ON/OFF**

Remote on/off, example:  
K271-2 (2-way Sw.)








**T&J ELECTRIC (SINGAPORE) PTE LTD**

Company Registration No: 200205797Z  
10 Ubi Crescent, #02-24, Ubi Techpark, Singapore 408564  
Telephone: +65 6547-4333 Fax: +65 6547-4666

Date: 30/6/2014

**Subject: Product Info: W2747 (400W Trailing-edge Phase-Control Dimmer)**

**Compatible lamp source**

		<p style="text-align: center;">✓</p>	<p>Incandescent Lamps</p>
		<p style="text-align: center;">✗</p>	<p>12V Halogen Lamps with transformer type ballast</p>
		<p style="text-align: center;">✓</p>	<p>12V Halogen Lamps with electronic ballast</p>
		<p style="text-align: center;">✓</p>	<p>Dimmable Compact Fluorescent Lamps</p>
		<p style="text-align: center;">✓</p>	<p>Dimmable LED lamp with Trailing-edge dimming method</p>
		<p style="text-align: center;">✗</p>	<p>Small Motor Loads, Exhaust Fans, Ceiling Fans</p>


**T&J ELECTRIC (SINGAPORE) PTE LTD**

Company Registration No: 200205797Z  
10 Ubi Crescent, #02-24, Ubi Techpark, Singapore 408564  
Telephone: +65 6547-4333 Fax: +65 6547-4666


Date: 30/6/2014

**Subject: Product Info: W2747 (400W Trailing-edge Phase-Control Dimmer)**


**Minimum brightness adjustment trimmer**



- This trimmer is located inside the back housing to prevent unauthorized personnel from adjusting it.
- Switch off the AC power, remove the wires on the screw terminal and slightly tighten all the screws in their terminals, so that the screw heads do not block the housing removal.
- Carefully remove the back housing by pushing up the plastic snap-fit anchored to the front housing at the top and bottom.



Top snap-fit



Bottom snap-fit

- Turning trimmer clock-wise shall increase the minimum brightness.
- This trimmer can be adjusted if there is light flickering at the lower/higher dimming range, such as in some low-wattage dimmable LED lamps to minimize or eliminate such annoyance.

**T&J ELECTRIC (SINGAPORE) PTE LTD**



Company Registration No: 200205797Z  
10 Ubi Crescent, #02-24, Ubi Techpark, Singapore 408564  
Telephone: +65 6547-4333 Fax: +65 6547-4666

Date: 30/6/2014

**Subject: Product Info: W2747 (400W Trailing-edge Phase-Control Dimmer)**

**Compatible product range**

W2747 is compatible with following adaptor plate / frame:

Radiance range:	K1201-xx	Mounting adaptor for deco modules (2 modules size)	
Deco range:	W1112A-xx	2Gang central-type frame with mounting bracket	
Deco range:	W1113-xx	3Gang frame with mounting bracket (one module size is available for install with other module)	
Titanium range:	GC1221-xx	Mounting adaptor for deco modules (2 modules size)	
Dazzle Range	HA1201-N	Mounting adaptor for deco modules (2 modules size)	

Note:

1. Adaptor plate for other ranges also available, please contact T&J sales representative.
2. xx - specify color code